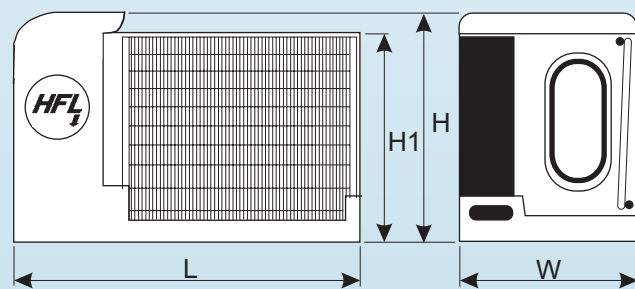



COOLMAXXTM COMPACT



SELF CONTAINED MARINE AIR CONDITIONERS 5,000 - 16,000 BTU
KOMPAKT MARINE KLIMA ANLAGE 1,500 / 4,700 WATT

- * Green Gas R407C
 - * Rotary Compressor
 - * Sealed Refrigerant Circuit
 - * Cooling Via. Seawater Pump
 - * Mechanical Or Digital Control Panel
 - * Horizontal Or Vertical Air Outlet
 - * Easy Electrical Installation
 - * Robust Construction In G.R.P.
 - * Low Noise, Low Vibration
 - * Anti-Slosh Condensate Water Tray
 - * Seawater Proof Material
 - * Extremely Compact Design
 - * Compressor Noise Cover
 - * Cupro - Nickel Condenser
- * GRÜNES GAS R407C
 - * DREHKOLBEN KOMPRESSOR
 - * HERMETISCH GESCHLOSSENES KÜHLSYSTEM
 - * KÜHLUNG ÜBER SEEWASSER PUMPE
 - * 2-KNOPF ODER DIGITALES PANEL
 - * LUFTAUSLASS VERTICAL ODER HORIZONTAL
 - * EINFACHE ELEKTRISCHE VERKABELUNG
 - * ROBUSTE BAUWEISE IN G.F.K.
 - * GERÄUSCH UND SCHWINGUNGSARM
 - * EINGESCHLOSSENE KONDENSATWANNE
 - * SEEWASSERFESTES MATERIAL
 - * EXTREM KLEINE BAUWEISE
 - * KOMPRESSOR GERÄUSCH KAPSEL
 - * KUPFER NICKEL KONDENSATOR



SPECIFICATION

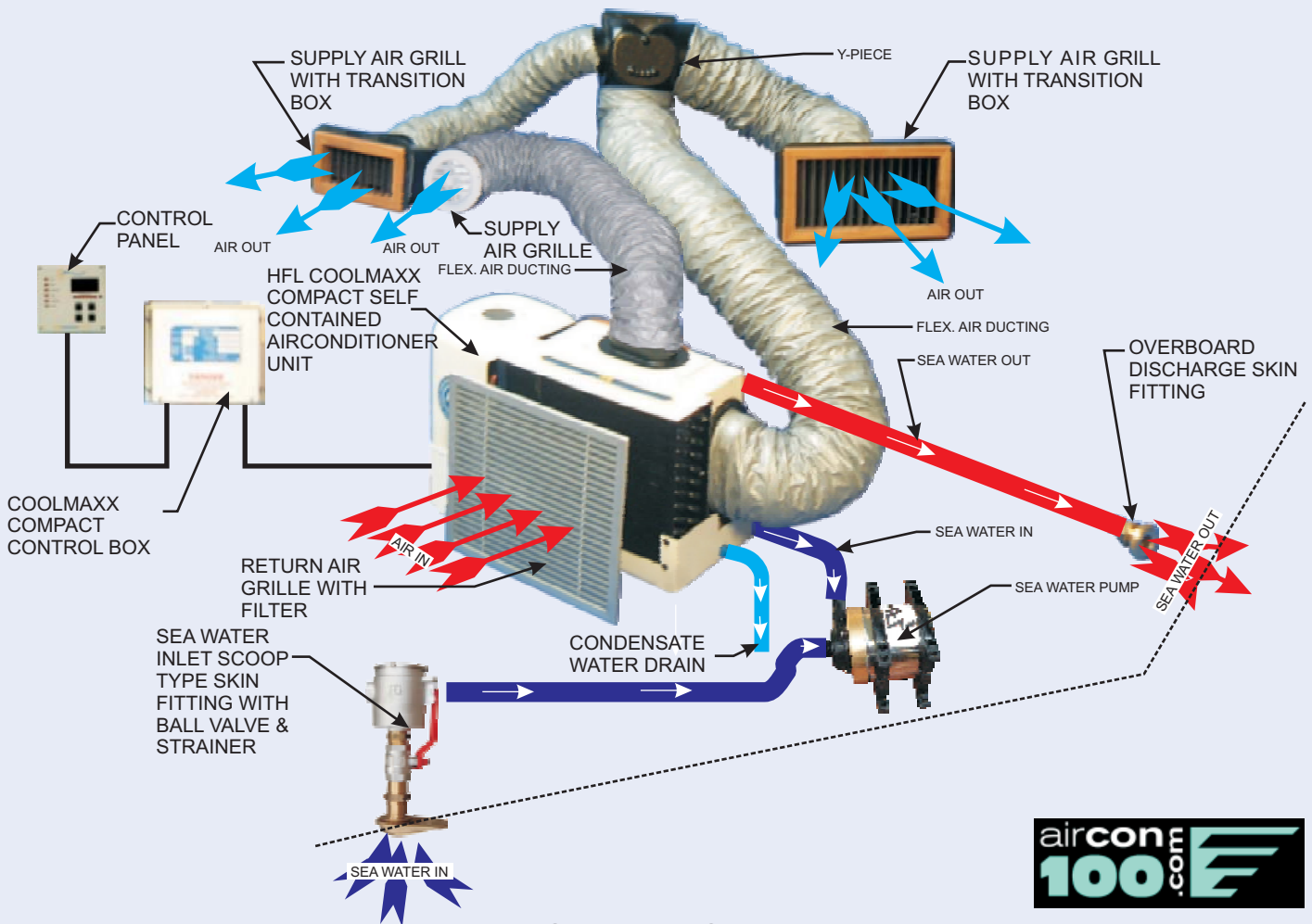
SPEZIFIKATION

MODEL	CMC15KCZ	CMC17KCZ	CMC30KCZ	CMC35KCZ	CMC47KCZ	MODELL
Capacity (Watt)	1500	1760	3000	3500	4700	Leistung (Watt)
Capacity (BTU)	5000	6000	10000	12000	16000	Leistung (BTU)
Voltage (V)	230	230	230	230	230	Spannung (V)
Current (A)	3.5	4.6	5.0	5.1	6.0	Ström (A)
Length (L) (MM)	420	460	550	570	570	Länge (L) (MM)
Width (W) (MM)	230	230	300	300	300	Breite (W) (MM)
Height (H1/H) (MM)	260/310	260/310	300/330	305/325	320/335	Hohe (H1/H) (MM)
Starting Current (A)	Approx.		3 x FL		Cirka	Anlaufstrom (A)
Weight (Kg)	19	21	26	27	29	Gewicht (Kg)
Ducting Diameter (MM)	100	125	125	150	150	Luftschlauch Ø (MM)
Seawater Pump	P510CZ	P510CZ	P510CZ	P510CZ	P510CZ	Seewasser Pumpe

COOLMAXXTM COMPACT



TYPICAL INSTALLATION TYPISCHER EINBAU



INSTALLATION KIT

3m Seawater Hose, Outlet Skinfitting, Seawater Inlet Kit with strainer, scoop and ballvalve, 3m Insulated Flexible Air Ducting, Supply and Return Air Grilles.

EINBAUZUBEHÖR SATZ

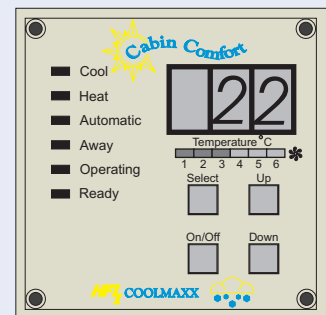
3m S/W Schlauch, S/W Auslass, S/W Einlasskit mit S/W Filter, Scoop und Absperr Ventil, 3m isolierter Luftschauch, Luft Einlass- und Austrittsgitter.



5000 BTU 1500 Watts



2-Knob Control Panel



Digital Control Panel

E & OE Specifications May Be Altered Without Notice ~ Änderungen Vorbehalten



TECHNOLOGY WORKING FOR YOU

HFL INDUSTRIAL & MARINE POWER LTD.
HFL HOUSE, LOCKFIELD AVE. ENFIELD
MIDDLESEX. EN3 7PX, U.K.
TEL: +44 020 8805-9088
FAX: +44 020 8805-9534
e-mail: sales@hflgen.com

HFL POWER & AIR GMBH
HEISKAMPSTRASSE 8
D-45527 HATTINGEN, GERMANY.
TEL: +49 2324 682686
FAX: +49 2324 682688
e-mail: sreederel1@AOL.com

HFL GENERATORS LLC.
412 NORTH FEDERAL HWY (US-1)
POMPANO BEACH, FL 33062 USA
TEL: +1 954 786 8233
FAX: +1 954 786 8235

HFL MANTECH LTD.
PO BOX 20695, DUBAI
UNITED ARAB EMIRATES
TEL: +971 4333 25 42
FAX: +971 4333 06 49